

Learning Links

SPEECH PATHOLOGY



APPOINTMENTS - MELTON AND NIDDRIE

Our Niddrie clinic is located at Eastbrooke Medical Centre at 493-495 Keilor Road, Niddrie. and our Melton clinic is located at Incredible You Allied Health at 186 Coburns Road, Melton. We have appointments available on weekdays.

Welcome Back

Welcome to another new year! We hope you all had a safe and fun-filled break over the holidays. We have come back refreshed and ready to begin 2019!

Our Term 1 newsletter will give you some tips and tricks for long car trips, ideas to have fun with language skills outside and an introduction to Corinne.

Happy Reading!!

2

MEET OUR TEAM

Learn more about Corinne Woods.

3

SPOTLIGHT SECTION

Learn some tips to have fun with language skills outside.

4

TIPS FOR CAR TRIPS

Some tips for keeping children entertained and engaged during long car trips.

GROUP SESSIONS

We are currently planning for a variety of group sessions that will run in Term 2. Contact your therapist if you are interested in securing a spot.

Meet our Team

Corinne Woods

Born and raised in the UK, Corinne has a degree in business economics and two young children.



Corinne has held past medical admin positions at various hospitals and

allied health businesses, including the Royal Melbourne Hospital, Peter MacCallum Cancer Centre and Incredible You Allied Health.

Corinne has now joined the team at Learning Links Speech Pathology part time.




"I love patient interaction and have an interest in all things children!"

In her spare time Corinne likes to read, try her hand at open water swimming and spending family time with her children.

You may see Corinne in the Niddrie office on Monday or working in the Melton office where she works for Incredible You Allied Health.

NDIS FUNDING

In our last newsletter we highlighted the four ways NDIS funds can be managed. We thought we would highlight which options can be used at Learning Links!

ndis	OPTION 1/4	ndis	OPTION 2/4	ndis	OPTION 4/4
<div> <div> <h3>1. Self Management</h3> <p>Self managing your funds gives you maximum independence and flexibility managing your support.</p> <p>You have control over, and responsibility for your NDIS funding. This includes purchasing supports within your budget that will help you achieve your goals that have been identified in your plan.</p>  </div> <div> <h3>2. Plan Management</h3> <p>If you choose to use a plan manager, they will pay your providers for the supports you purchase, help you keep track of funds and any financial reporting.</p> <p>You can do the same things as self managing, except a plan manager pays the bills for you. A plan manager is funded in your plan.</p>  </div> <div> <h3>4. Combination of management styles.</h3> <p>You can choose a combination of the three styles of management options.</p> <p>You may choose to self manage one part of your plan to start with and have the rest managed by the NDIA.</p>  </div> </div>					

Self Managed and Plan Managed clients **have** the flexibility to use providers not registered with NDIS such as Learning Links. Clients using a combination of management styles **may** use Learning Links depending on how the plan is set up.

Fun with Language skills

Ideas for enjoying the weather while your kids get the opportunity to learn new Language skills!

The days are still warm and long so why not make the most of it and move some of your therapy practice outside. Here are some of my tips!

Play with water

Water play acts as a great sensory activity

In the clinic, we use water to build sequencing in play, i.e. feed baby, wash baby, dry baby and put baby in bed.

I also like to grab a bunch of toy animals and work on these vocabulary sets by washing and drying them.



Play some sport

Kids love keeping active! Why not pick a family sport you can play every week and change it up each month? E.g. tennis, basketball, soccer...etc.

These sports are a great way to teach turn-taking where everyone takes turns hitting, throwing or kicking a ball.



Organise a Scavenger Hunt

Scavenger hunts are great for working on description skills. Try scavenger 'I spy' where you describe something on your list and your child has to make a smart guess about what you've found e.g 'I spy something long and brown' (a stick!).

WHERE LEARNING LINKS STAFF ARE

There have been some minor changes to which offices our staff work from on certain days this year. These are the following days Learning links clinical staff are working from the respective offices:

Alex - **Monday, Tuesday and Thursday in Niddrie** and **Wednesday and Friday in Melton.**

Joanne - **Monday and Friday in Niddrie** and **Tuesday, Wednesday and Thursday in Melton.**

Peta - **Tuesday and Thursday in Niddrie** and **Friday in Melton.**

Tara - **Tuesday in Melton** and **Wednesday, Thursday and Friday in Niddrie.**

Tips for Car Trips!

How can you prepare your child for long trips in the car?

I bet there are many of you that have taken the opportunity to get out and enjoy some of Australia's best sights! The only problem is it can take forever to get to some of these in the car!

Check out some of my best tips for ways to keep your children entertained while on a long trip (and build their language and communication skills at the same time)

1. 'I Spy'.. A classic car game in my opinion, but I like to adapt the rules to make it more family friendly! Try changing it to a description game instead of a first sound game. You need to tell the listener 3 things about the item that you are describing, for example: 'It's red, has two wheels and a person wears a helmet while riding it'.

2. Sound practice.. laminate and stick cards for different sounds on the back of the seats/ passenger windows, take turns as a family at making up a sentence or saying a word.

3. Rapid naming.. practice naming things in groups as a family and see how many

you can name in a group, you can all have a turn at doing this one.

4. Make up silly stories... to practice narrative skills, try doing a different 'part' of the story each e.g. one person makes up the 'beginning' the next person follows on with the 'middle' and the last person does the 'conclusion'.



5. Take photos... while on your outing and then get your child to describe what you did or recount your day, they can then do this to a family member or friend when they get home.

6. Practice thinking of questions, what might happen when you get to certain places to prepare your child for the outing in question.

NDIS FUNDING

So what funding options can't be used at Learning Links.

As we are not a NDIS registered provider NDIA Managed funds **cannot** be used at Learning Links.

ndis

OPTION 3/4

3. NDIA Management

When your plan is managed by the NDIA, you are able to choose from a range of NDIS registered providers.

You can look on the myplace portal to see what claims providers are making against your NDIS funding and keep track of your budget.

